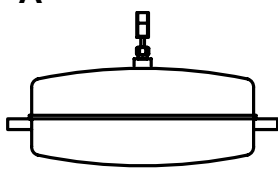
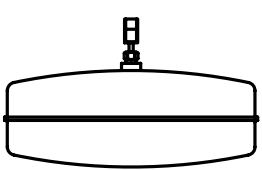
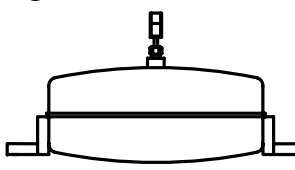
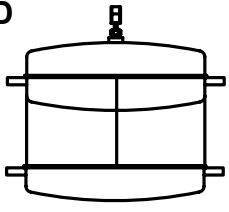
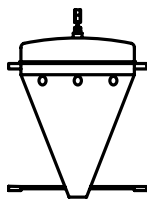
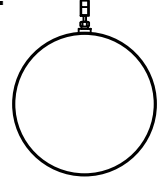
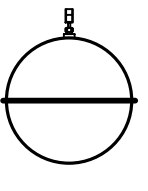
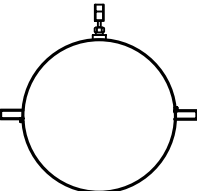
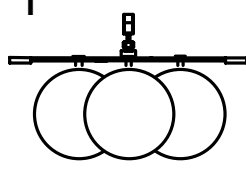
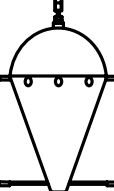
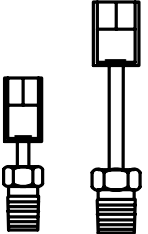
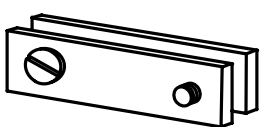
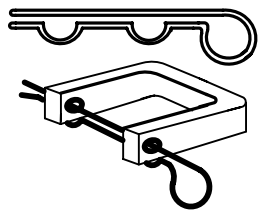
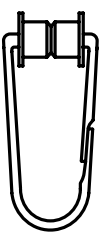
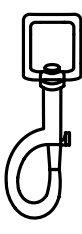
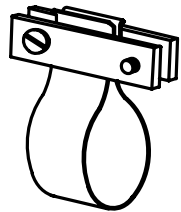
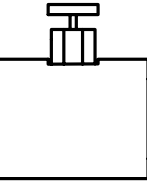
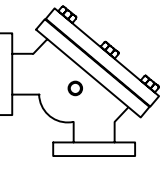
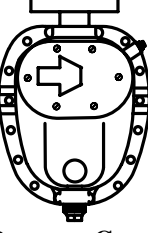
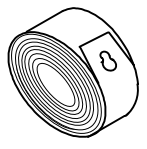
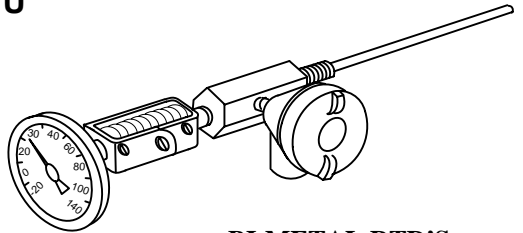
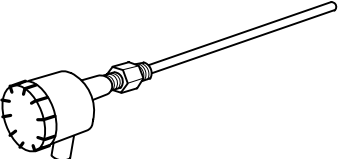
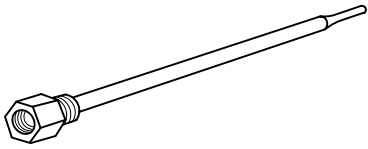


MECHANICAL GAUGE KIT PARTS AND ACCESSORIES II

<p>A</p>  <p>HOLLOW SHELL FLOAT, GUIDED</p>	<p>B</p>  <p>HOLLOW SHELL FLOAT, UNGUIDED</p>	<p>C</p>  <p>HOLLOW SHELL INVERTED GUIDE CLIP</p>	<p>D</p>  <p>HOLLOW SHELL PAN DAMPENER FLOAT</p>	<p>E</p>  <p>HOLLOW SHELL CONE DAMPENER FLOAT</p>
<p>F</p>  <p>SINGLE BALL FLOAT</p>	<p>G</p>  <p>BALL FLOAT WITH WEAR RING</p>	<p>H</p>  <p>BALL FLOAT, GUIDED</p>	<p>I</p>  <p>TRI-BALL FLOAT</p>	<p>J</p>  <p>BALL DAMPENER FLOAT</p>
<p>K</p>  <p>SWIVELS, SHORT OR LONG</p>	<p>L</p>  <p>TAPE/CABLE CLAMP</p>	<p>M</p>  <p>FLOAT GUIDE CLIP</p>	<p>N</p>  <p>SNAP FASTENER CONNECTOR</p>	<p>O</p>  <p>BOLT SNAP CONNECTOR S/S</p>
<p>P</p>  <p>TAPE THIMBLE</p>	<p>Q</p>  <p>Block Valve</p>	<p>R</p>  <p>Hi-Pressure Elbows</p>	<p>S</p>  <p>Hi-Pressure Gauges</p>	<p>T</p>  <p>Negator Motors</p>
<p>U</p>  <p>BI-METAL RTD'S</p>	<p>V</p>  <p>RTD'S</p>	<p>W</p>  <p>THERMOWELL'S</p>		

Note: Other Mechanical Gauge Parts & Accessories are available (Materials, etc.), contact Gauging Systems Inc. (GSI) for additional information

On the back of this page there are part numbers and descriptions that correlate to the drawings above. For a quotation on these parts fill in the quantities on the reverse side. Provide your name, e-mail, company, address, phone, fax, e-mail, and forward the list for quotation to:

Gauging Systems Inc. (GSI)

910 Industrial Blvd. · Suite A · Sugar Land · Texas · 77478
 Phone: (281) 980-3999 · Fax: (281) 980-6929 · E-mail: gsihoutx@msn.com
[Http://www.gaugingsystemsinc.com](http://www.gaugingsystemsinc.com)

Name: _____	E-Mail: _____	
Customer _____	Phone: _____	Fax: _____
Bill To: _____ _____	Ship To: _____ _____	

QTY	ITEM	GSI PART NO.	REF. 1	REF. 2	DESCRIPTION	PRICE	AMOUNT
	A	GSI-FL-13-HS-G			Float, 13" Guided, Hollow Shell 316 S/S (1,2)		
		GSI-FL-17-HS-G	BM9074-000		Float, 17" Guided, Hollow Shell 316 S/S (1,2)		
	B	GSI-FL-13-HS-U			Float, 12" Unguided, Hollow Shell 316 S/S (1,2)		
		GSI-FL-17-HS-U			Float, 15" Unguided, Hollow Shell 316 S/S (1,2)		
	C	GSI-FL-13-HS-IC		JC3010-8	Float, 13" Inverted Guide Clips, Hollow Shell 316 S/S (1,2)		
		GSI-FL-17-HS-IC			Float, 17" Inverted Guide Clips, Hollow Shell 316 S/S (1,2)		
	D	GSI-FL-13-PD			Float, 13" Guided, Hollow Shell Pan Dampener 316 S/S		
		GSI-FL-17-PD			Float, 17" Guided, Hollow Shell Pan Dampener 316 S/S		
	E	GSI-FL-13-HS-CD			Float, 13" Guided, Hollow Shell Cone Dampener 316 S/S		
		GSI-FL-17-HS-CD			Float, 17" Guided, Hollow Shell Cone Dampener 316 S/S		
	F	GSI-FL-8-B			Float, 8" Ball Unguided, Stainless Steel (1,2)		
		GSI-FL-12-B			Float, 12" Ball Unguided, Stainless Steel (1,2)		
	G	GSI-FL-8BWR316			Float, 8" Ball Unguided, W/ Wear Ring, 316 S/S (1,2)		
		GSI-FL-12BWR316			Float, 12" Ball Unguided, W/ Wear Ring, 316 S/S (1,2)		
	H	GSI-FL-13-B-G			Float, 12" Ball, 13" Guides, Stainless Steel (1,2)		
		GSI-FL-17-B-G			Float, 12" Ball, 17" Guides, Stainless Steel (1,2)		
	I	GSI-FL-17-3B-G	BM12411		Float, 8" Diameter Balls, Tri-Ball Float, 17" Guided, S/S (1)		
	J	GSI-FL-13-BCD-G			Float, 12" Ball Cone Dampener, 13" Guides, Stainless Steel		
		GSI-FL-17-BCD-G			Float, 12" Ball Cone Dampener, 17" Guides, Stainless Steel		
	K	GSI-FL-SWVL-S			Float, Swivel; Short 3", 316 S/S (1)		
		GSI-FL-SWVL-L			Float, Swivel; Long 8", 316 S/S (1)		
	L	GA-T-CLAMP	BM9157	090142	Tape/Cable Clamp, 316 S/S		
	M	GA-FL-CLIP			Float, Guide Clip, 316 S/S		
	N	GA-FL-SNAP	BM5478-600		Float, Snap Type Fastener 316 S/S		
	O	GA-FL-BOLT			Float, Bolt Snap Swivel, Stainless Steel		
	P	GA-T-THIMBLE		514-504	Tape Thimble, Stainless Steel		
	Q	GSI-2776			Valve, Tape/Cable Block 2" 150# RF, S/S		
		GSI-2777			Valve, Tape/Cable Block 2" 300# RF, S/S		
		GSI-2778	2751V		Valve, Tape/Cable Block 1-1/2" 150# RF, S/S		
		GSI-2779	2752V		Valve, Tape/Cable Block 1-1/2" 300# RF, S/S		
	R	Rebuilt BM3661	BM3661		Elbow, 90 Degree 1-1/2" 150# RF Hi-Pressure		
		Rebuilt BM3491	BM3491		Elbow, 90 Degree 1-1/2" 300# RF Hi-Pressure		
	S	Rebuilt 2520	BM5503-531		Rebuilt 2520 Hi-Pressure Gauge, 1-1/2" 150# RF		
		Rebuilt 2530	BM5502-531		Rebuilt 2530 Hi-Pressure Gauge, 1-1/2" 300# RF		
	T	G-2570-49	P1-5		Negator Motor (ONLY) Standard (.010 Thick) Tanks up to 66 Ft.		
		G-2570-49-EXL	P1-22		Negator Motor (ONLY) (.010 Thk) Extra Long, Tanks up to 99 Ft.		
		G-2570-49-EXHL	P1-26		Negator Motor (ONLY) Extra Heavy (.012 Thick) & Extra Long		
	U	GSI-4030-24-S			Bi-Metal RTD, 0-140 Degrees F/C, 5" Dial Face; Adj., 24" Stem (1)		
		GSI-4030-24-L			Bi-Metal RTD, 0-250 Degrees F/C, 5" Dial Face; Adj., 24" Stem (1)		
		GSI-4030-24-H			Bi-Metal RTD, 50-400 Degrees F/C, 5" Dial Face; Adj., 24" Stem (1)		
		GSI-4030-36-S			Bi-Metal RTD, 0-140 Degrees F/C, 5" Dial Face; Adj., 36" Stem (1)		
		GSI-4030-36-L			Bi-Metal RTD, 0-250 Degrees F/C, 5" Dial Face; Adj., 36" Stem (1)		
		GSI-4030-36-H			Bi-Metal RTD, 50-400 Degrees F/C, 5" Dial Face; Adj., 36" Stem (1)		
	V	G12011-18			RTD, 100 ohms @ Zero Degrees C, Platinum, 3 Wire, 18" Stem (1)		
		G12011-24			RTD, 100 ohms @ Zero Degrees C, Platinum, 3 Wire, 24" Stem (1)		
		G12011-36			RTD, 100 ohms @ Zero Degrees C, Platinum, 3 Wire, 36" Stem (1)		
		G11011-18			RTD, 100 ohms @ 25 Degrees C, Copper, 3 Wire, 18" Stem (1)		
		G11011-24			RTD, 100 ohms @ 25 Degrees C, Copper, 3 Wire, 24" Stem (1)		
		G11011-36			RTD, 100 ohms @ 25 Degrees C, Copper, 3 Wire, 36" Stem (1)		
	W	W10-18			Thermowell, S/S, .260 Bore, 3/4" NPT x 1/2" NPT, 18" Length (1)		
		W10-24			Thermowell, S/S, .260 Bore, 3/4" NPT x 1/2" NPT, 24" Length (1)		
		W10-36			Thermowell, S/S, .260 Bore, 3/4" NPT x 1/2" NPT, 36" Length (1)		

(1) Available in other material or lengths, consult GSI

(2) Teflon Coating Available

Stainless Steel or S/S = 304